

# FRAME

Designed to Disappear, Built to Illuminate



IP65



IK06



3 Years WARRANTY  
Extended to 5 Years



## Window Luminaire

Whether installed as a single accent or in a continuous lighting rhythm, it redefines subtlety, proving that sometimes, the most powerful designs are the quietest



### • APPLICATION



Business Campuses



Recreational Areas



Mall/retail Areas



Building Exteriors



Educational Facilities



Perimeter Areas

### • CHARACTERISTICS & SPECIFICATIONS TABLE


#### • Technical Parameters

Input Voltage:	100-240VAC   50/60Hz
Power Factor:	>0.7
THD:	<15
Surge protection options (kV):	1KV (L-N), 2KV (L/N-PE)
Working Temp (ta):	-20°C~+55°C
Operating Humidity:	10-85% RH
Protection Class :	Class I
Color Temperature :	

#### • Features

Housing :	Die-Cast Aluminum
Mounting:	Window Mounted
Optics:	PMMA
Body Finish:	Electrostatic Polyester Powder-Coated
Body Color:	Available Colors: Dark Grey / Black
Lifetime :	L70B50 > 30,000h
LED Type:	SMD
Dimming:	Optional
Switching Cycles:	>15,000

## • Performance

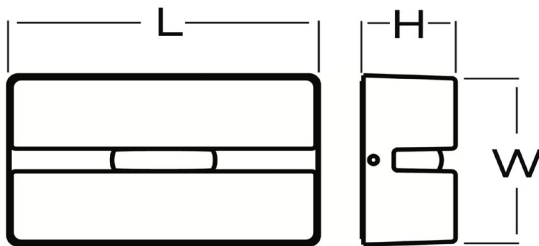
Model	Power	Efficiency	System Lumen	Beam Angle	CRI	Source
NLC-FM	3.8W	20LM/W	76LM	20°	Standard: >80 Optional: >90	<b>CREE</b> 

\*Above values are calculated based on the product with CCT 3000K

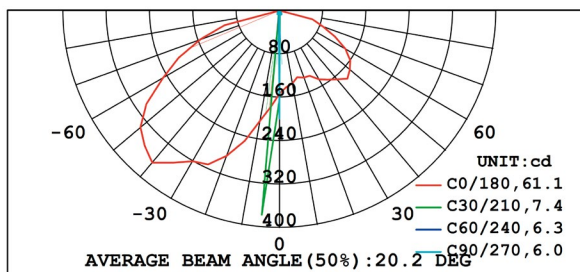
\*Values shown are subject to  $\pm 10\%$  tolerance

## • Drawing

L155 x W90 x H47mm



## • LIGHT DISTRIBUTIONS CURVE



## • Certificates

