

SPARKLE

UP TO 120 lm/w
Refined and Contemporary Finish



Tilttable
head



Multiangle
accessory



Compact
Design



The sparkle series uses adapter with integrated driver to make the design more simple and compact, and is also equipped with regular beam angels, to achieve different lighting effects.

• APPLICATION



Residential Areas



Galleries and Museums



Hospitality Spaces



Reception Areas




Retail Stores




Offices and Meeting Rooms

• CHARACTERISTICS & SPECIFICATIONS TABLE

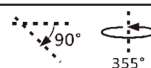
Technical Parameters

Input:	220-240V-50/60 Hz
Power Factor:	>0.95
THD:	<15
Surge protection:	1kV (L-N), 2kV (L/N-PE)
Working Temp (ta):	35°C
Color Temperature :	

Features


Housing :	Aluminum / PC
Mounting:	Track Light
Optics :	Polycarbonate
Body Finish:	Electrostatic polyester powder-coated
Body Color:	Available colors: Black, Gray, White
Lifetime :	L70B50: 50,000h
LED Type:	SMD 2835
Emergency Backup:	N/A
Dimming:	Optional
Switching Cycles:	>25,000 times
Flicker Free:	

Beam Direction:



30°
2008lm

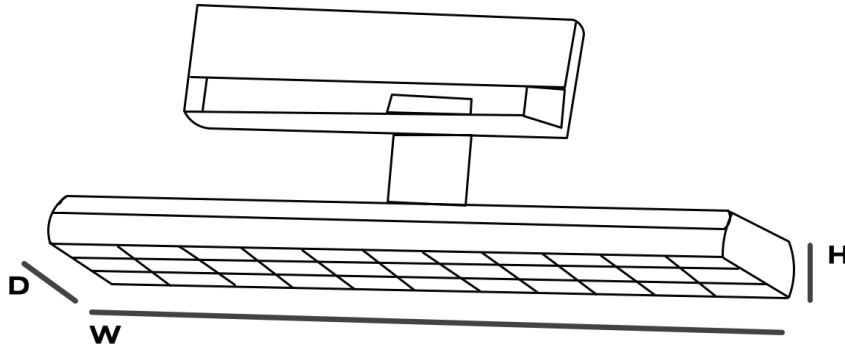
• PERFORMANCE

Model	Power	Efficiency	Lumen	Beam Angle	CRI	Source
NLC-SR	19W	120lm/W	2280lm	30°	Standard: >90 Optional: >95	
	38W		4560lm	63°		
				83°		

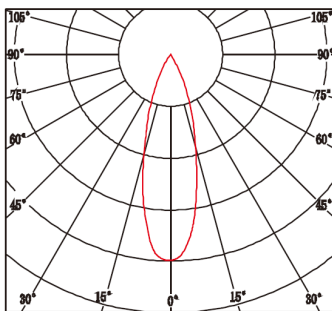
• Drawing

Ensure IP20-rated sealing when connecting the cable •

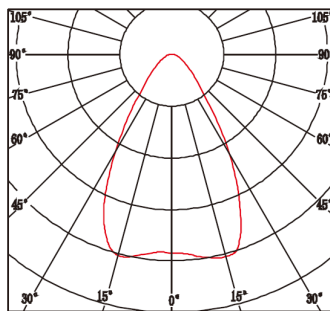
38W | 19W
W576 *H21 *D64.5 | W291 *H21 *D64.5



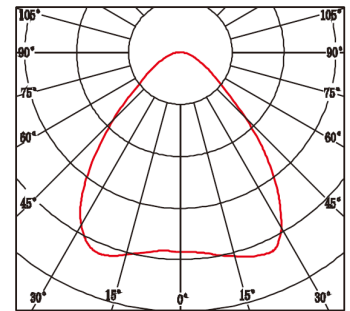

• LIGHT DISTRIBUTIONS Curve




30°



63°



83°



• Certificates



CB



RoHS

